

**PURPOSE OF PAMPHLET**

To provide information on fence height requirements; to explain the conditions for installation of a fence in Ogden City; and conditions for approval of permits where required.

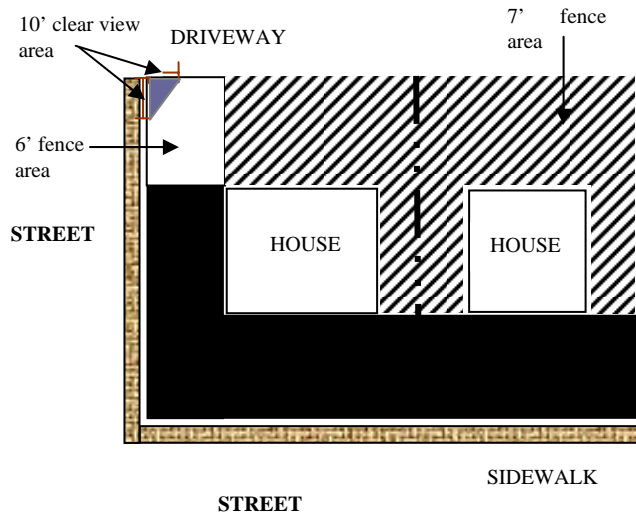
**WHERE CAN I HAVE A FENCE?**

Anywhere on private property that is not within a public right-of-way.

**HOW TALL CAN THE FENCE BE?**

Fence height is limited to a maximum of (4') feet in front yards and seven (7') feet in any side or rear yard. Corner lots are limited to a maximum of four (4') feet in height on each yard that faces a street. However, a maximum six (6') foot tall fence is allowed in the corner side yard setback provided it is located behind the house. If a neighboring driveway is within ten (10') feet of the shared property line a clear view area is required with no fencing. A clear view area is a triangle whose legs are ten (10') feet long.

The following diagram illustrates the limits on fence height location for four (4') feet in black, six (6') feet in white and seven (7') feet with dashed lines. The clear view area is depicted in grey.



**WHAT FENCING MATERIALS CAN BE USED?**

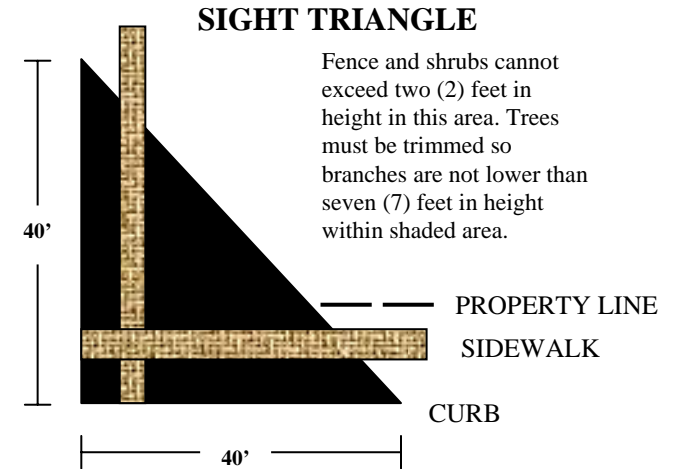
Materials used to construct the fence shall be materials commonly intended for typical fence construction which are made of wood, metal, concrete, masonry, stone or vinyl. Materials or reused materials that originally were designed for another function are not an allowed fencing material.



Razor ribbon or barbed wire is prohibited. However, an existing barbed wire fence used for existing agricultural or pasture purposes can be repaired or replaced with existing barb wire fencing.

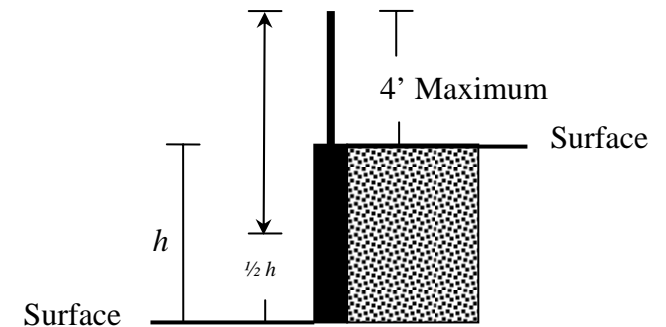
**ARE THERE AREAS WHERE A FENCE IS REQUIRED TO BE LESS THAN FOUR (4) FEET?**

Yes, in order for people to see at intersections an area called a sight triangle is required. In this area the maximum 4' fence or shrubs is 2' within the sight triangle area on a corner lot (shaded area).



**WHAT IF THE FENCE IS ON TOP OF A WALL OR ON A HILLSIDE?**

Where a fence is to be built upon a retaining wall or hillside the height of the fence should be measured from a point halfway between the top of the retaining wall or hill on one side and the land or hillside on the lower side of the wall



If this measurement results in a fence less than four (4) feet tall measured from the highest side, a maximum four (4) feet fence would still be allowed.

### **DO I NEED A PERMIT FOR A FENCE?**

Yes, a land use permit is required for the installation of a fence.

If a masonry or concrete fence is over six (6) feet in height, a building permit is required because they are considered a structure under the Building Code.

### **APPLICATION FOR A PERMIT**

The application for a permit must include a drawing of the site indicating the location and height of the proposed fence and how it relates to the property lines and buildings on site. If the wall is masonry or concrete, construction detail showing horizontal and vertical reinforcement needs to be shown on the plan submitted.

A land use permit can be reviewed over the counter for compliance. If the fence is over 6 feet in height, the Building Department will need to review the information provided for compliance with the Building Code.

### **BUILDING PERMIT FEE**

There is no fee for the fence permit. However, if a Building Permit is required the fee is based on the construction costs valuation of the work.

### **FENCE INSPECTION**

The fence will be inspected for compliance with applicable zoning ordinances to height and the approved plan. It is your responsibility to insure the fence is properly located and does not encroach on the public right-of-way or adjoining property.

# Fences in Residential Areas



## OUR RESPONSIBILITY IS PUBLIC SERVICE

---

### COMMUNITY DEVELOPMENT DEPARTMENT

PLANNING & ZONING  
629-8930

INSPECTION SERVICES  
629-8905



**Why fence requirements?** Fences can create privacy, enhance beauty, and provide protection to individual homes and property. At the same time neighbors and neighborhoods visually share fences. Height and design regulations ensure safety and enhancement for the community as well as the individual.